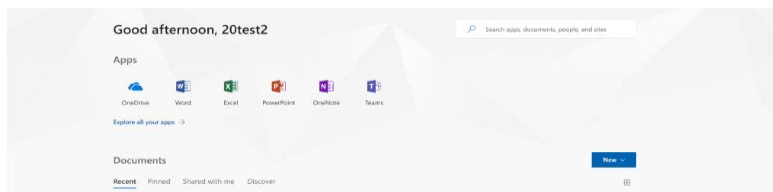
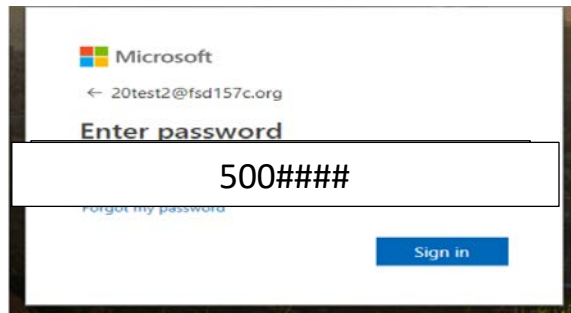
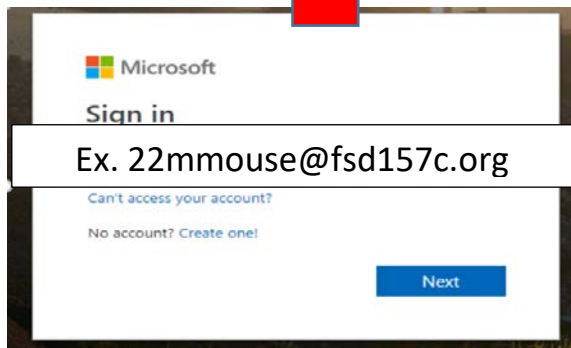
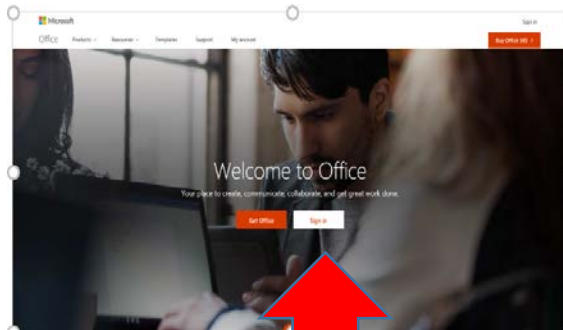




5th Grade Student Log- In:



How to Login To Office 365

1. Go To www.Office.com
 2. Choose Sign in
 3. Enter User ID ex. 22mmouse@fsd157c.org
 4. Enter Password Ex. 500####
 5. Click on OneNote 
 6. Choose Teacher(Last Name) ELA 2018-2019
- Office 365 Applications: Word, Excel, PowerPoint, Etc. Are also available once student has logged in.

Mac Users

1. Go to the Mac App Store (Chrome Recommended)
2. Search for Microsoft OneNote (Free)
3. Download the App 
4. Follow the Instructions to Login For More Information:

<https://goo.gl/ouov7v>

